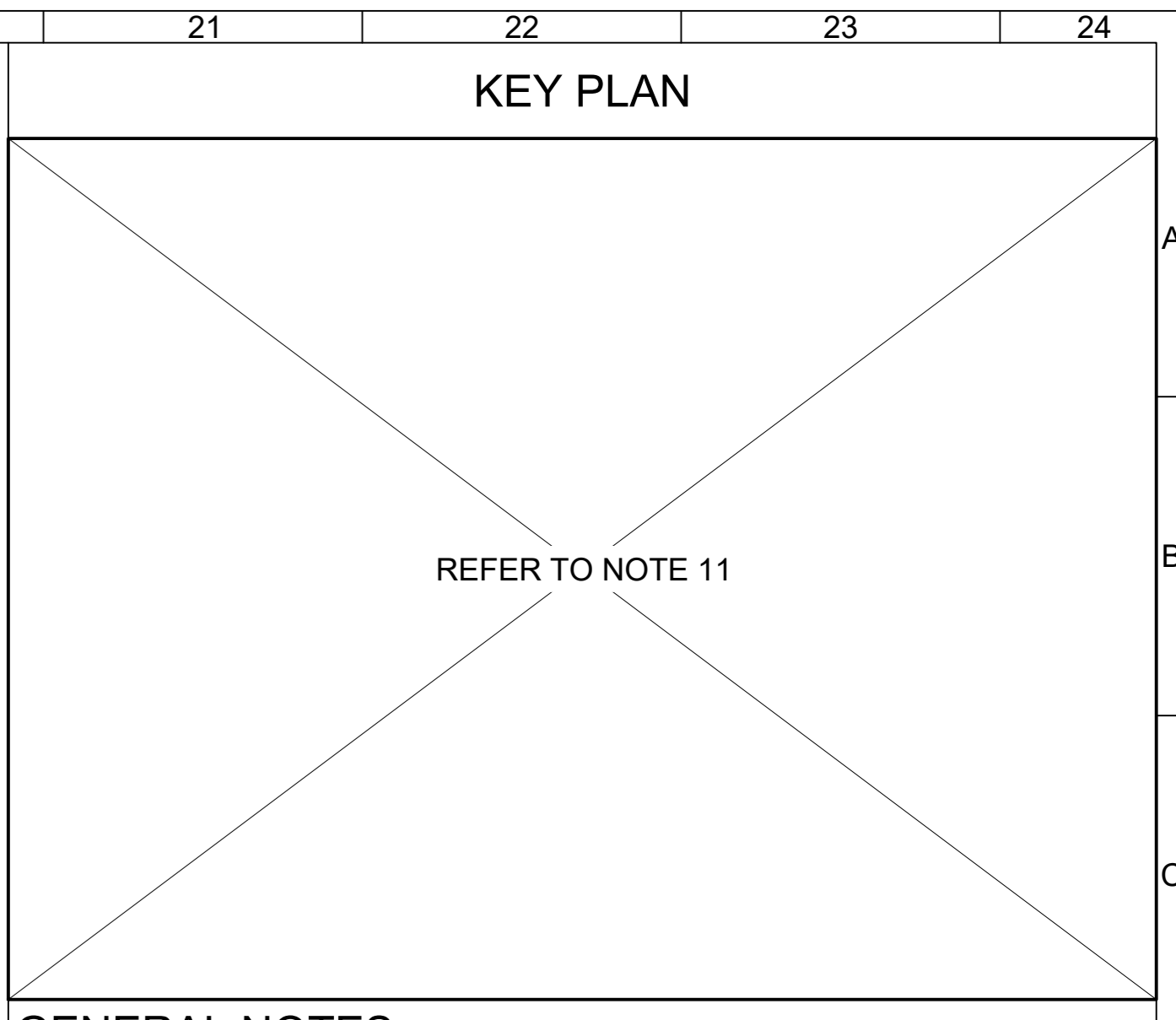
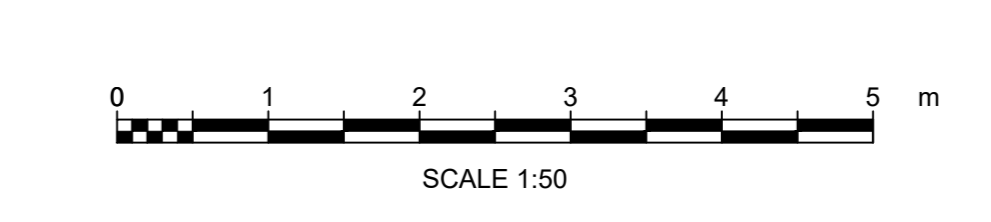


Overall Boundary for BSL3 contractor 17.14 m<sup>2</sup>

Overall Boundary for BSL3



**GENERAL NOTES:**

1. DIMENSIONS ARE IN 'mm' U.N.O.
2. ALL COORDINATES ARE IN 'm' U.N.O.
3. ADD ANY GENERAL NOTES HERE BY DOUBLE CLICKING ON TEXT

**HOLDS LIST:**



1. ADD ANY HOLDS HERE BY DOUBLE CLICKING ON TEXT

**REFERENCE DOCUMENTS:**

1. ADD ANY REFERENCE DOCUMENTS HERE BY DOUBLE CLICKING ON TEXT

REV	DATE	DESCRIPTION	DES	MECH	INSTR	STRESS	APPD

DRAWING STATUS: **S3 - SUITABLE FOR REVIEW & COMMENT**

CLIENT:  COMPANY/OWNER: 

PROJECT NAME: **UMCG CLDR BSL3**

TITLE: **BSL3 6e verdieping**

DRAWN BY: PS	CHECKED BY: HB	APPROVED BY: EVC
PROJECT No: UK0043363.9338	SCALE@A0: 1:50	CLIENT DRAWING No:

WSP DRAWING No: CLDR-WSP-VO-BSL3-06-TEK-LAB-02000	SHT No: 1 OF 1	REV No: P01
--	-------------------	----------------