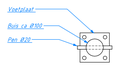

Bolder KMJC - bovenaanzicht

Bolder KMJC - vooraanzicht

Bolder KMJC - zijaanzicht

Bevestigen op composiet dek
Afmetingen en bevestiging volgens opgave leverancier

D01 - Principe bolder KMJC (25kN)

Schaal 1 : 10

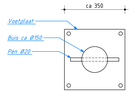

Bolder CZSK/Urania - bovenaanzicht

Bolder CZSK/Urania - vooraanzicht

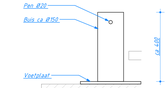

Bolder CZSK/Urania - zijaanzicht

Bevestigen op beton
Afmetingen en bevestiging volgens opgave leverancier

D02 - Principe bolder CZSK (50kN)/Urania (60kN)

Schaal 1 : 10

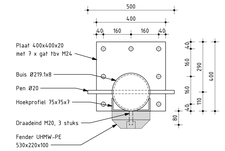

Bolder KNRM - bovenaanzicht

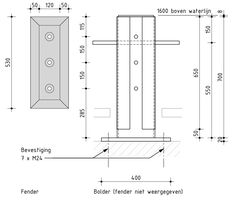

Bolder KNRM - vooraanzicht

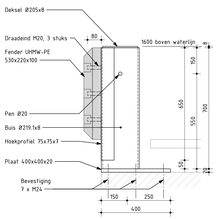

Bolder KNRM - zijaanzicht

D03 - Bolder KNRM (55kN)

Schaal 1 : 10



Fender UHMW-PE aanbrengen in lengtes van max 4m (vm thermische expansie)
Bevestiging verzonken M20 in schroefhulzen in beton hoh max 500mm

Principe fenders

Schaal 1 : 20

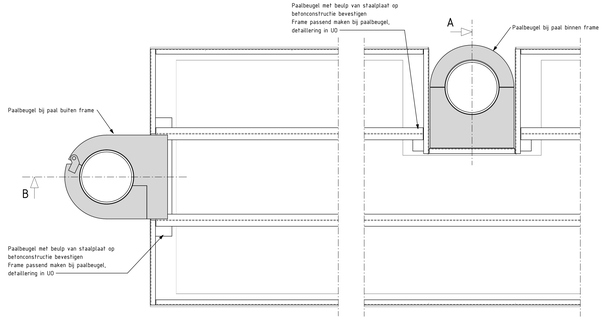

Principe paalbeugel aan frame
type/specificaties/bevestiging volgens leverancier

Principe paalbeugel

Schaal 1 : 20

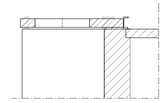

Principe paalbeugel aan frame - paal binnen frame
type/specificaties/bevestiging volgens leverancier

Doorsnede A

Schaal 1 : 20

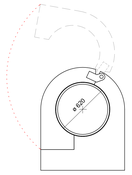

Paalbeugel 'scharnier' Ø620
type/specificaties/bevestiging volgens leverancier

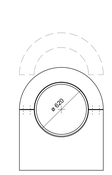

Paalbeugel 'klemband' Ø620
type/specificaties/bevestiging volgens leverancier

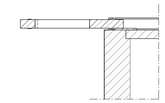

Principe paalbeugel aan frame - paal buiten frame
type/specificaties/bevestiging volgens leverancier

Doorsnede B

Schaal 1 : 20

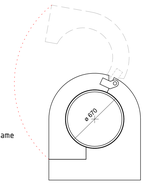

Paalbeugel 'scharnier' Ø670
type/specificaties/bevestiging volgens leverancier

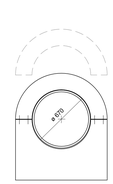

Paalbeugel 'klemband' Ø670
type/specificaties/bevestiging volgens leverancier

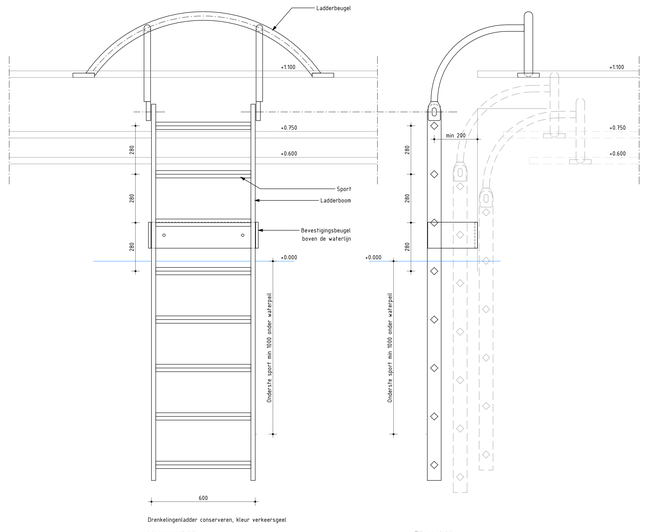

Vooraanzicht

Zijaanzicht

D04 - Principe Ladder

Schaal 1 : 10

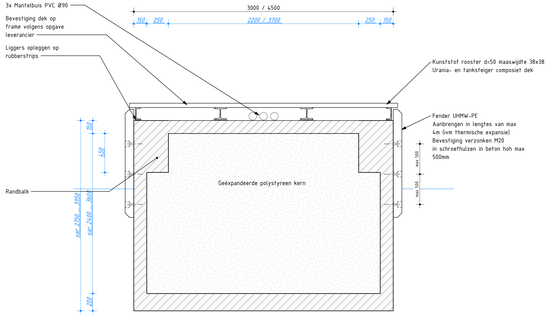

Steiger doorgaande betonnen drijver

Principe steiger

Schaal 1 : 20

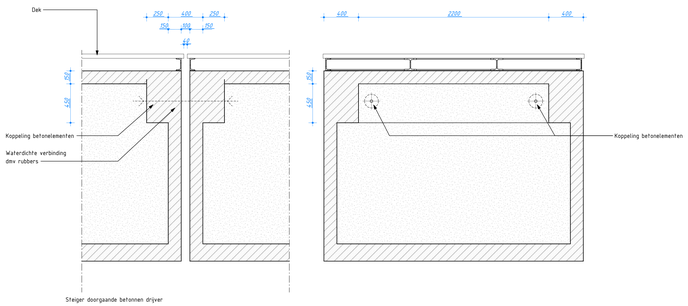

Steiger doorgaande betonnen drijver

Principe koppeling

Schaal 1 : 20

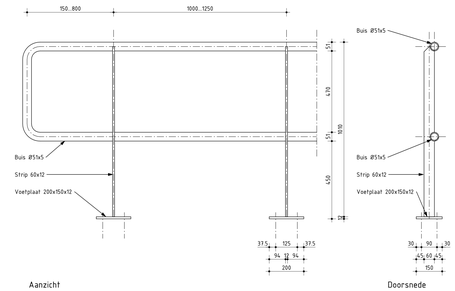

Aanzicht

Doorsnede

D05 - Principe Leuning

Schaal 1 : 10

LEGENDA:

2000 Maatvoering volgens eisen/hoofdmaatvoering

2000 Uitvoeringsontwerp, nader te detailleren door aannemer

REFERENTIES:

DHFH-ARC-DRW-WMI-DO-1000 - Overzicht nieuwe situatie
DHFH-ARC-DRW-WMI-DO-2000 - Palenplan
DHFH-ARC-DRW-WMI-DO-5000 - Inrichting Jachthaven KMJC-Noord
DHFH-ARC-DRW-WMI-DO-5001 - Inrichting Jachthaven KMJC-West
DHFH-ARC-DRW-WMI-DO-5002 - Inrichting CZSK-Oost
DHFH-ARC-DRW-WMI-DO-5003 - Inrichting KNRM-Zuid

OPMERKINGEN:

- Hoogtematen in meters ten opzichte van N.A.P., tenzij anders vermeld.
- Maten in millimeters, tenzij anders vermeld.
- Hoeken in graden.
- X,Y-coördinaten ten opzichte van R.D.-stelsel in meters.

Versie	Omschrijving	Gecontroleerd	Vrijgegeven	Datum
3.0	Bestek	F. Lenting	W. Barendregt	05-06-2026

Opdrachtgever

Contact
RVB

Rijkswaterstaat

Projectbureau

ARCADIS

Lobeckpleen 34
Postbus 190
6200 AD MAASTRICHT
Tel +31 (0)88 426 1001
Fax +31 (0)88 426 1215
info@arcadis.nl
www.arcadis.com

Project

Contact
Ronald De Keijzer

32397 DH-FH - Drijvende infrastructuur - Den Helder - Fort Harssens

Projectnummer : 30295489
Fase : Definitief Ontwerp

Beveiligingscategorie:
Internal

Onderwerp : Details

Schaal : zie tekening
Contractnummer : --

Bladformaat : A0-1470
Blad : -- van --

Status:
Definitief

Tekeningnummer:
DHFH-ARC-DRW-WMI-DO-8000

Versie:
3.0

Copyright 2026 ARCADIS N.V. Rijkswaterstaat