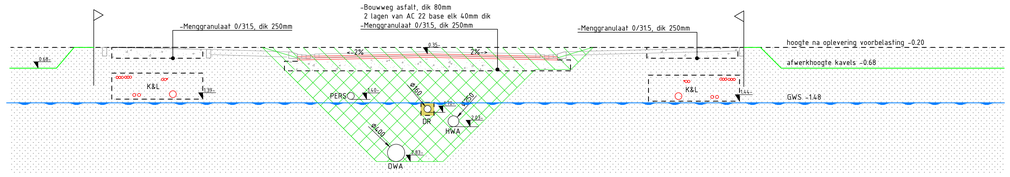

Dwarsprofiel 1-1
Schaal 1:50

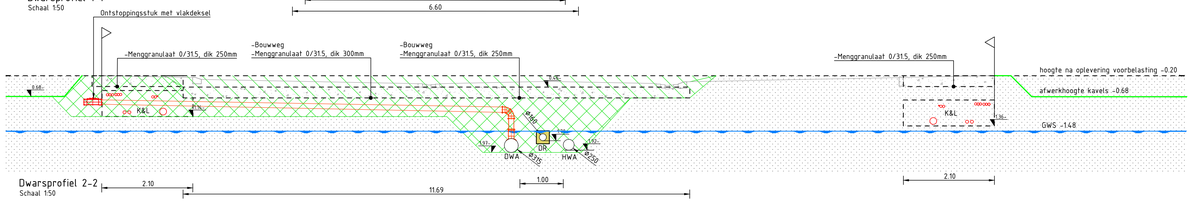

Dwarsprofiel 2-2
Schaal 1:50

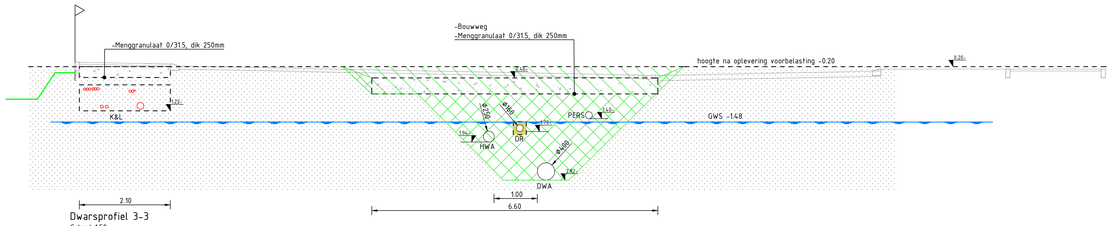

Dwarsprofiel 3-3
Schaal 1:50

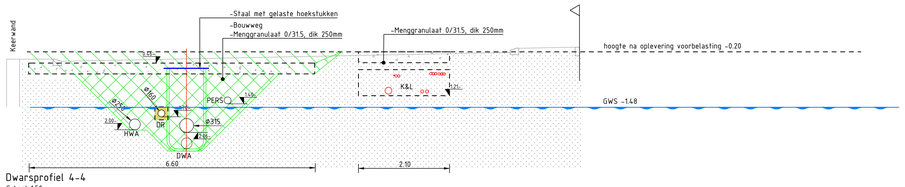

Dwarsprofiel 4-4
Schaal 1:50

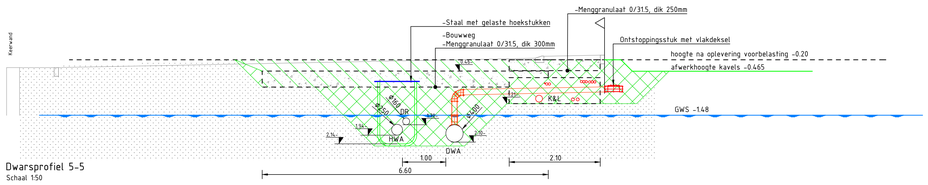

Dwarsprofiel 5-5
Schaal 1:50

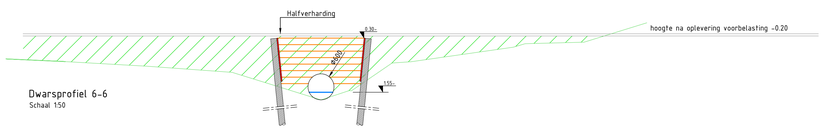

Dwarsprofiel 6-6
Schaal 1:50

Verklaring dwarsprofielen:

- Ontgraven zand
- Aanvullen zand
- Ontgraven/aanvullen zand
- Zand, bestaand
- Drainkoffer, 300x300mm



Opbouw bouwweg asfalt
Schaal 1:20

Opbouw bouwweg menggranulaat
Schaal 1:20

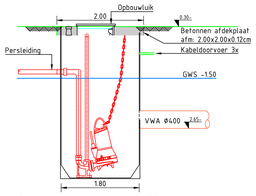

Principe detail pomput 17055
Schaal 1:50

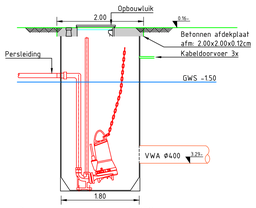

Pricipe detail pomput 17078
Schaal 1:50

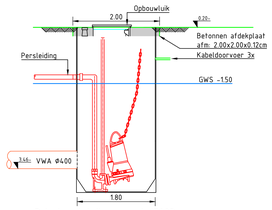

Principe detail pomput 17093
Schaal 1:50

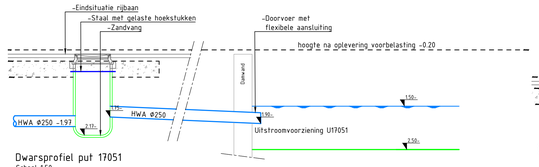

Dwarsprofiel put 17051
Schaal 1:50

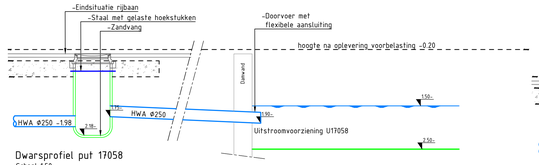

Dwarsprofiel put 17058
Schaal 1:50

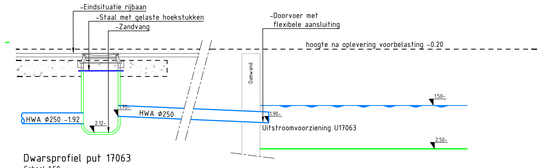

Dwarsprofiel put 17063
Schaal 1:50

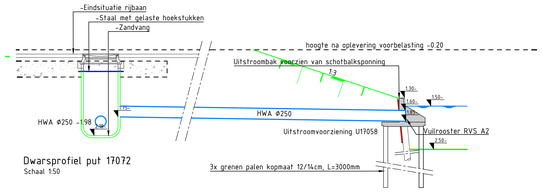

Dwarsprofiel put 17072
Schaal 1:50

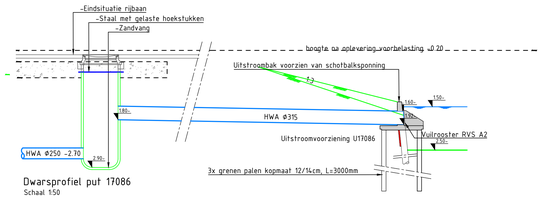

Dwarsprofiel put 17086
Schaal 1:50

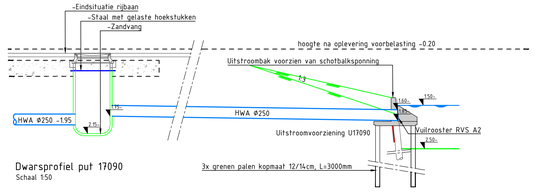

Dwarsprofiel put 17090
Schaal 1:50

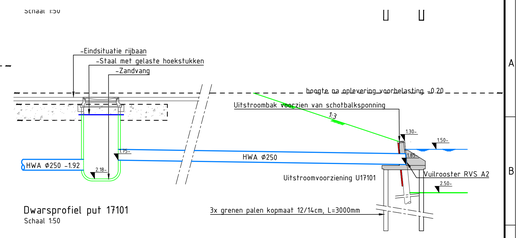

Dwarsprofiel put 17101
Schaal 1:50

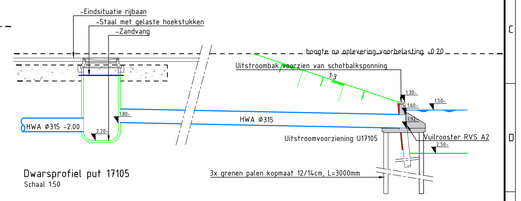

Dwarsprofiel put 17105
Schaal 1:50

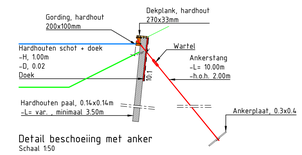

Detail beschoeiing met anker
Schaal 1:50

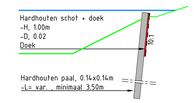

Detail onderwater beschoeiing
Schaal 1:50

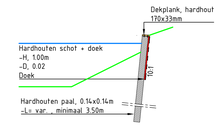

Detail hardhouten beschoeiing
Schaal 1:50

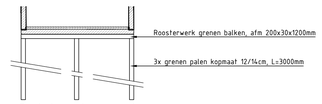

Fundering onder pompput
Schaal 1:50

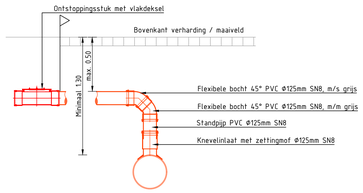

Huisaansluiting 45° Ø125mm op hoofdriool
Schaal 1:20

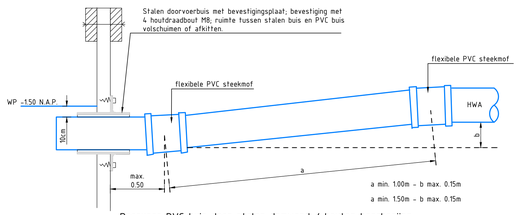

Doorvoer PVC buis door stalen damwand / houten beschoeiing
Schaal 1:20

Detail nuststrook. 1:20

Kabel en leidingstrook.
Voorkeursloszone in het trottoir

T1 - Vrije ruimte t.b.v. kolken.
T2 - Vrije ruimte t.b.v. verkeersborden en lichtmasten.
T3 - Waterleiding, diepte t.o.v. BK opsluitband 94 cm.
T3/T4 - LS (elektra), diepte t.o.v. BK opsluitband 56 cm.
- DV, diepte t.o.v. BK opsluitband 56 cm.
T4/T5 - Vrije ruimte t.b.v. overige leidingen.
T5/T6 - MS (elektra), diepte t.o.v. BK opsluitband 110 cm.
T6/T7 - Data, diepte t.o.v. BK opsluitband 91 cm.

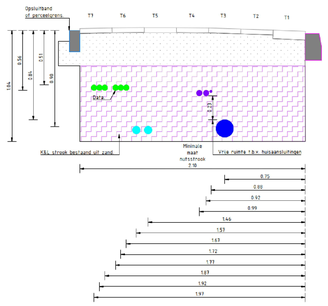

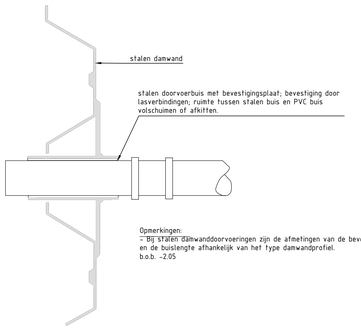

Opmerkingen:
- Bij stalen damwanddoorvoeringen zijn de afmetingen van de bevestigingsplaat en de buislengte afhankelijk van het type damwandprofiel.
b.o.b. -2.05

Doorvoer PVC buis door stalen damwand
Schaal 1:20

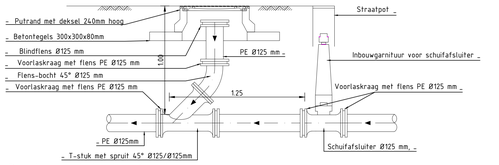

Reinigingsvoorziening d.m.v. foampigs
Schaal 1:20

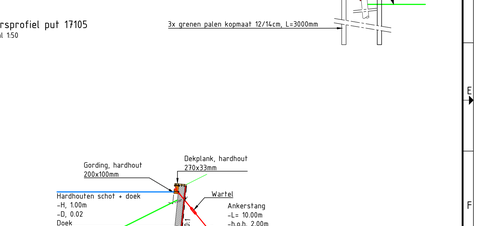

Overzicht locatie dwarsprofielen
Schaal n.v.t.

Opmerkingen

- Maten in meters en dimensies van materialen in mm, tenzij anders aangegeven.
- Coördinaten in RD-stelsel en hoogtematen in meters t.o.v. N.A.P.
- Bestaande situatie binnen projectgrenzen is ingemeten (januari 2024). Buiten projectgrens is BGT aangehouden.
- Op basis van Stedenbouwkundig d.d. 17-04-2025
- Alle PVC-leidingen SN8

0 1 2 3 4m
SCHAAL 1:100

versie	wijzigingen	getekend	controle	gezien	datum uitgifte
9.0	Definitief	WBT	DAO	DAO	09-06-2026
8.0	Definitief	WBT	DAO	DAO	18-05-2026
7.0	Definitief	WBT	DAO	DAO	01-04-2026
6.0	Definitief	WBT	DAO	DAO	20-03-2026
1.0	Eerste uitgave	WBT	DAO	DAO	25-07-2025

BRAASSEMERLAND VOF

Braassemerland Fase 4+5

BRM Fase 4
Dwarsprofielen / details BRM fase 4
Bestekstekening

Aveco de Bondt
gebiedsontwikkeling ontwerpen adviseren
info@avecodebondt.nl (Postbus 64, 7400 AB Heiloo) t+31 88 00 48 222

projectnr.	222936	status	Concept	schaal	1:50/1:20	blad	1	tek.nr.	222936_AdB_TEK_4034
besteknr.	-	document	TEK	formaat	A2	aantal	1		