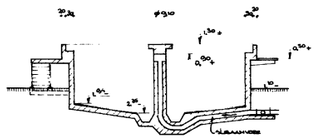

DOORSNEDE A.A

OVERZICHT 1:100

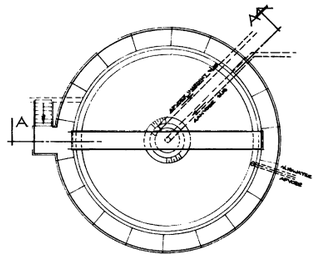

BOVENAANZICHT

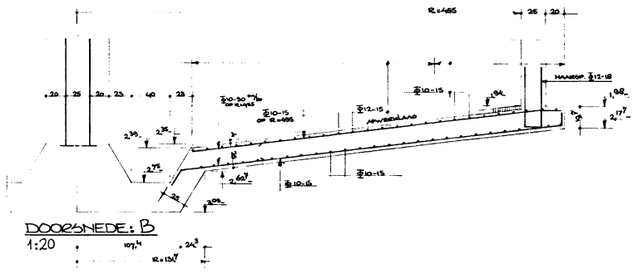

DOORSNEDE: B
1:20

BOVENAANZICHT GIETIJZEREN LEIDINGEN
SCHAAL 1:20

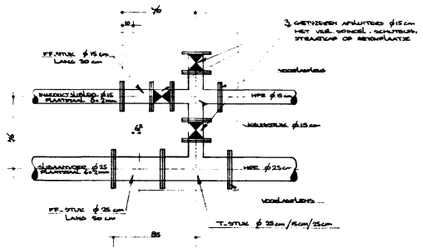

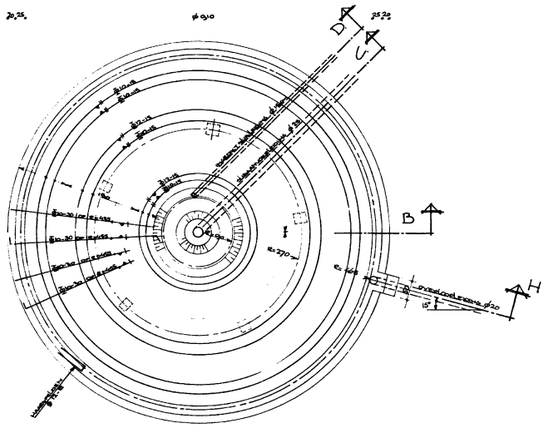

BOVENAANZICHT VLOER OP 1.95
SCHAAL 1:50

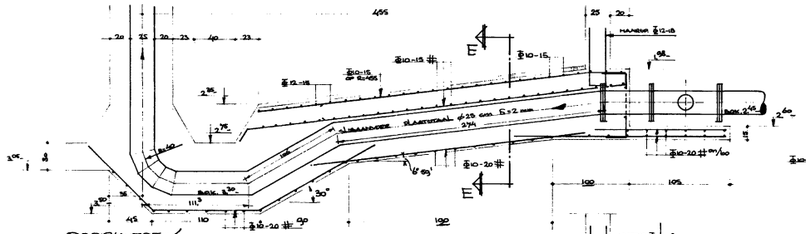

DOORSNEDE: C
1:20



DOORSNEDE: E.E

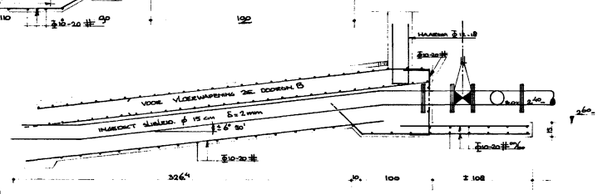

DOORSNEDE: D
1:20

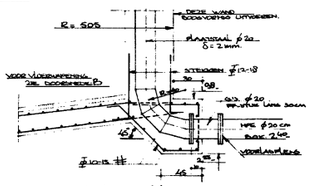

DOORSNEDE: H
1:20

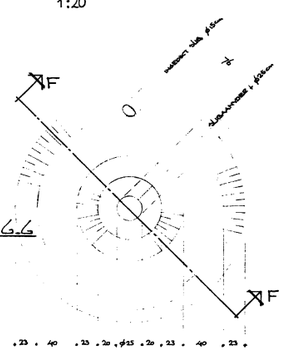

DOORSNEDE G.G
1:20

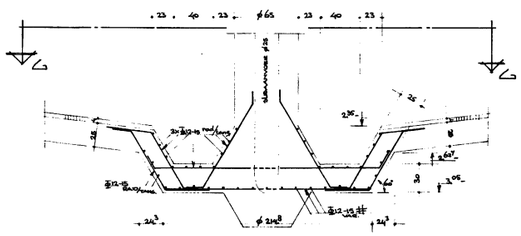

DOORSNEDE: F.F
1:20

| | | | | | | | | | | | | | |
|---|---|---|---|---|---|---|---|---|---|---|---|---|---|
| HAAK R ≥ 2½ Ø | | OMBUIGING R ≥ 3 Ø | | | | | | | | | | | |
| STAAFDIAMETER | | Ø8 | Ø10 | Ø12 | Ø16 | Ø20 | Ø25 | Ø32 | Ø | | | | |
| VERANKERINGS-LENGTE IN cm | ONDERSTAVEN | 20 | 30 | 35 | 55 | 70 | 90 | 125 | | | | | |
| | BOVENSTAVEN | 25 | 35 | 45 | 65 | 85 | 115 | 155 | | | | | |
| LASLENGTE IN cm | ONDERSTAVEN | 35 | 35 | 50 | 70 | 95 | 135 | 185 | | | | | |
| | BOVENSTAVEN | 35 | 45 | 60 | 85 | 115 | 155 | 205 | | | | | |

G.B.V 1962

| | |
|---|---|
| Aanleg | 1 op |
| Rondlas | ± 300 |
| Soort | Hoogwaar |
| Gebruik | B |
| Aard lasmaat | 300 |
| Rondlas | GB 62 |
| Soort | Gasmetaalboog |
| Zie tekening voor gegevens van | Ø |

| | | | | | | | |
|---|---|---|---|---|---|---|---|
| | APPLICATIE APWBODLOEG. | | | AD | okt. 75 | C |
| | DOORSNEDE 1 T/M 4 & 6 & 7. | | T | AD | mei 75 | B |
| verklaring | omschrijving wijzigingen | kon | chef | tek | datum | |
| ©copyright D H V | eerste uitgave | A/ | | AD | okt. 75 | A |

RIOOLWATERZUIVERINGSINSTALLATIE BODEGRAVEN

HOOGHEEMRAADSCHAP VAN RIJNLAND

RIOLEN

ingenieursbureau
dwars, heederik en verhey b.v.
amersfoort / assen / hengelo

GEWAPEND BETON DETAILS I

B6.23B08.2

~~1.21/7.22-01-130~~

schaal 1:50, 1:100, 1:20

formaat 594 x 1050